



Brookshire ES

Media Center Collection Development Plan 2023-24

Bledonna

[Bethany Ledesma \(Sep 27, 2023 14:27 EDT\)](#)

Bethany Ledesma
Principal

Kelly Duckworth

Kelly Duckworth
Certified Educational Media Specialist

Table of Contents

Table of Contents	2
Executive Summary	3
District Strategic Plan 2025	3
School Collection Development Plan	3
School Assessment Analysis	4
Collection Analysis	5
Collection Analysis by Category	6
Notes	6
Representation Analysis	7
Results	7
Strategic Focus	8
Budget and Purchasing Plan	9
Annual Budget 2023-2024	9
Purchasing Plan 2023-2024	9
Year-to-Year Collection Change	10

Executive Summary

District Strategic Plan 2025

Orange County Public Schools is the eighth-largest school district in the United States and the fourth largest in Florida. The district serves more than 206,000 students at 202 schools and is one of the largest employers in Central Florida with more than 25,000 team members.

Vision: To ensure every student has a promising and successful future.

Mission: With the support of families and the community, we create enriching and diverse pathways to lead our students to success.

School Collection Development Plan

Brookshire ES serves 568 students enrolled in grades Kindergarten through fifth. The student population's ethnicity is made up of 34% Hispanic and 66% Non-Hispanic students. Additionally, we serve a diverse population made up of 76% White, 14% Black, 0% Native, 4% Asian, 0% Pacific, and 6% Multicultural students.

The administration includes Principal Bethany Ledesma and Assistant Principal Dr. Rachel Larsen. Brookshire ES is proud to offer the many special programs which provide students with opportunities. These include Sunshine State Young Reader Awards, Chess club, Soccer Club, Safety Patrols, News Crew and Battle of the Books.

A thorough analysis of the current media center collection at Brookshire ES indicates that the average age of the collection is 2006 and the number of books per student is 26. The [American Association for School Libraries](#) has established a criteria for highly effective media centers that includes a ratio of 15-20 books available per student in the collection.

At this time, Brookshire ES does not meet the recommended standards for the number of books per student.

The analysis of the collection also revealed the following areas of strengths and concerns:

- According to the Star Early Literacy Proficiency test I need to purchase more lower Lexile books to better meet the needs of my students.
- In addition to the physical media center collection, the district provides almost 5,000 eBooks, audiobooks and digital magazines. We also have the digital platform MyOn reader.
- The average publication date of 2006 is not acceptable and needs to be improved.
- Weeding will focus on the OCPS Catalog Project as well as aged titles in fiction and/or nonfiction.
- When weeding is completed, the average age of the collection will greatly improve.
- Priority will be given to updating titles and purchasing of new books to update our out-dated collection.

School Assessment Analysis

The school analysis provides an overview of the school's assessment data for the previous two school years.

Proficiency Data							
Assessment	2021-22	Assessment	2022-23	Assessment	2021-22	Assessment	2022-23
		Star Early Literacy Proficiency	68%				
		Star Reading Proficiency	53%			Star Math Proficiency	63%
FSA ELA Grade 3	75%	FAST ELA Proficiency Grade 3	63%	FSA Math Grade 3	80%	FAST Math Proficiency Grade 3	63%
FSA ELA Grade 4	52%	FAST ELA Proficiency Grade 4	75%	FSA Math Grade 4	64%	FAST Math Proficiency Grade 4	77%
FSA ELA Grade 5	61%	FAST ELA Proficiency Grade 5	54%	FSA Math Grade 5	43%	FAST Math Proficiency Grade 5	58%
NGSSS Sci 5 EOC	64%	NGSSS Sci 5 EOC	67%				


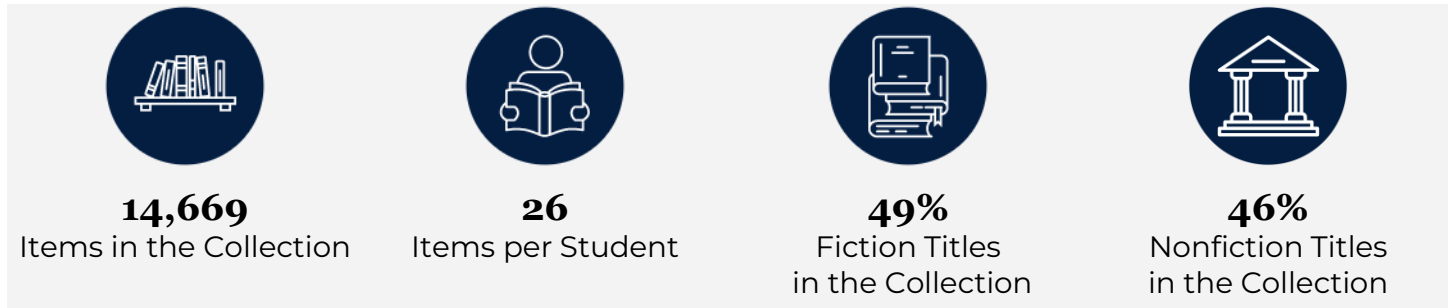
Comparison between 2021-22 and 2022-23 Testing Data





(adapted from <https://www.fldoe.org/accountability/assessments/k-12-student-assessment/results/2023.stml>)

In 2023, the state transitioned from Florida Standards Assessments (FSA) to Florida Assessment of Student Thinking (FAST) for English Language Arts (ELA) and Mathematics. The 2022-23 for FAST and Benchmarks for Excellent Student Thinking (B.E.S.T.) End-of-Course (EOC) assessments are based on **provisional** achievement level cuts that are linked to each assessment's respective 2021-22 reporting scale. Comparisons should not be made between the 2023 data and previous years' data. The implementation of FAST K-2 in the 2022-23 school year was the first administration of statewide assessments for students in grades K-2. These assessments include Star Early Literacy Proficiency, Star Reading Proficiency, and Star Math Proficiency.

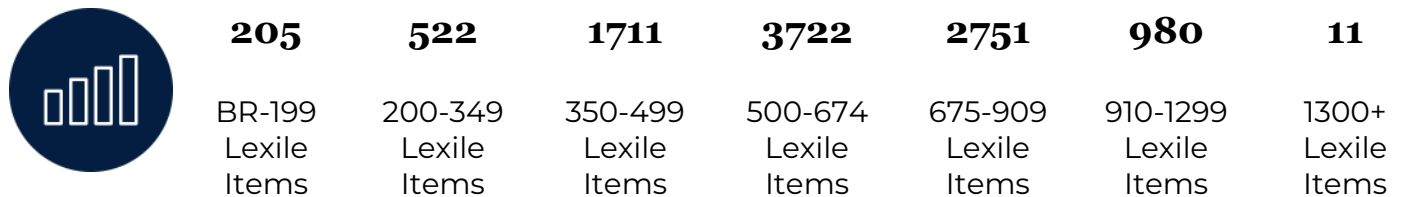
Collection Analysis

The collection is developed for and influenced by students, their interests, academic needs and alignment to the curriculum. The data below is a snapshot of the collection based on a Titlewise Analysis from July 2023. Purchasing or weeding after that time is not reflected in this data.



Library media resources should be representative of the school. A commitment to representative literature is reflective of OCPS values such as equity, inclusion, and respect.	Social-Emotional Learning (SEL) library media resources can contribute to the development of character and social-emotional skills , one of the OCPS's key performance indicators.		
			
31% Representative Titles in Collection	2006 Representative Titles Average Age	31% SEL Titles in Collection	2008 SEL Titles Average Age

Library media resources are distributed across the **Lexile reading level ranges** noted below.



Collection Analysis by Category

The information collected in this section provides a detailed look at the current library collection by classification and genre. The information was gathered from Follett Destiny, the library management system, and Titlewave, the vendor's ordering and analysis tool.

Section	# of Titles	
Computer Science, Information & General Works	66	2010
Philosophy & Psychology	65	2009
Religion	50	1999
Social Sciences	777	2002
Language	188	2003
Science	1864	2006
Technology	778	2006
Arts & Recreation	742	2006
Literature	266	2003
History & Geography	201	2005
Biography	719	2008
Easy	3843	2004
General Fiction	3273	2009
Graphic Novels	570	2015

Notes

- 50% of our collection are aged titles. Collection needs older titles weeded and to purchase newer updated titles.

Representation Analysis

Enrollment & Demographic Data					
568 2023-24 Student Enrollment as of September 7, 2023	Subgroups		Federal Ethnicity		
	17% ELL	18% ESE	34% Hispanic	66% Non-Hispanic	
Federal Race Category					
76% White	14% Black	0% Native	4% Asian	0% Pacific	6% Multicultural

To deepen focus on strategic collection development, specific sections of the collection were analyzed in detail to determine whether the media center collection reflects and represents various points of view and experiences. The goal is to provide a balanced collection that can be both a mirror, to reflect a reader's experience, and a window, so readers can experience different viewpoints.

Results

Based on the available school data of Brookshire ES in comparison to Collection Analysis results, it was found that:

Student Representation	% of Students	Total # of Titles	Total % of Titles	Avg. Age of Titles
Hispanic	34%	210	1%	2011
Black	14%	403	3%	2007
Asian	4%	127	1%	2010
Native	0%	214	1%	2003

Strategic Focus

This page lists the priorities for selection and weeding for each school year and includes the action, updates, and outcomes. This is subject to change due to funding and time constraints.

School Year	Strategic Focus
2023-2024	Selection Priorities <ul style="list-style-type: none">• Biographies• Science• Non fiction Sports
	Weeding Priorities <ul style="list-style-type: none">• Weeding will focus on the OCPS Catalog Project as well as aged titles in fiction and/or nonfiction.• The year of the collection due to neglected weeding of old copyright book sets and the reference shelf. When weeding is completed, the average age of the collection will greatly improve.
2024-2025	Selection Priorities <ul style="list-style-type: none">• Non fiction• Easy Fiction

	<p>Weeding</p> <ul style="list-style-type: none"> Weeding will focus on the OCPS Catalog Project as well as aged titles in fiction and/or nonfiction. The year of the collection due to neglected weeding of old copyright book sets and the reference shelf. When weeding is completed, the average age of the collection will greatly improve.
--	---

Budget and Purchasing Plan

This page outlines the current budget available and specifically lists the priorities for this school year (2023-2024).

Annual Budget 2023-2024

State Funds	
Source	Amount
State (1001111000)	\$3,301.12
Internal Accounts	
Source	Amount
Scholastic Bucks	\$5,000
Library Fines	\$41.00
TOTAL	

Purchasing Plan 2023-2024

Approximate Purchasing Plan	
Purpose	Amount

Biographies	\$800
Sports	\$800
Science	\$800
New Fiction Titles	\$800
New lower level Lexile books	\$ 800
TOTAL	\$4000.00

Year-to-Year Collection Change


The information below represents the year-to-year change within the library media center collection from the 2022-23 to 2023-24 school year. The 2022-23 data is based on a collection analysis from June 2022, while the 2023-24 is based on a collection analysis from July 2023.




Data Reflection

- The average publication date of 2006 is not acceptable and needs to be improved. I will need to weed more and be purchasing more titles this year.
- Weeding will focus on the OCPS Catalog Project as well as aged titles in fiction and nonfiction.
- When weeding is completed, the average age of the collection will greatly improve.
- Priority will be given to updating titles and purchasing of new books to update our out-dated collection

2022-23 Purchased and Weeded Materials

Materials Added to the Collection	379	Materials Weeded from the Collection	470
-----------------------------------	------------	--------------------------------------	------------

Category	2022-23	2023-24
 Items in the Collection	14925	14,669

 Items per Student	27	26
 Average Age of Collection	2006	2006
 Representative Titles in the Collection	31%	31%